



NT population

September quarter 2024

255,559


0.7%



Industry share of output

Top 5

2023-24



Employment

April 2025



140,440

0.7%



NT businesses

Business count

(as at June 2024)

16,369

264

businesses



Unemployment rate

March 2025

4.1%

Participation

72.8%

0.3 ppt



Business turnover

December 2024

0.9%



Retail trade

April 2025

\$343M

3.5%



Average weekly full-time earnings

November 2024

\$1,978

1.8%



WPI growth

March 2025

3.3%

0.7 ppt



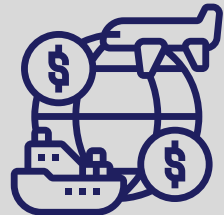
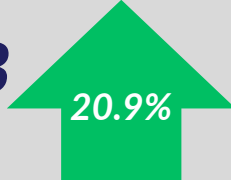
International trade (goods)

March 2025

Balance of trade (year to date value)

\$9.4B

20.9%



Internet Job vacancies

April 2025

5.6%



International student enrolments

as at December 2024

5,664

2.0%

