



NT population

December quarter 2024

262,191

1.2%



Industry share of output

Top 5

2023-24



Mining
29.6%



Public Admin
9.4%



Health
7.9%



Construction
5.7%



Education
4.5%


Employment

May 2025



145,231

1.7%



NT businesses

Business count

(as at June 2024)

16,369

264

businesses



Unemployment rate

May 2025

4.0%



Participation

73.3%

0 ppt



Business turnover

March 2025

4.2%



Retail trade

April 2025

\$343M

3.5%



Average weekly full-time earnings

November 2024

\$1,978

1.8%



WPI growth

March 2025

3.3%

0.7 ppt




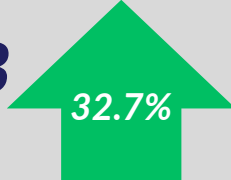
International trade (goods)

April 2025

Balance of trade (year to date value)

\$9.5B

32.7%



Internet Job vacancies

May 2025

7.2%



International student enrolments

as at December 2024

5,664

2.0%

