

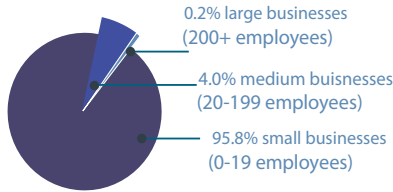
Northern Territory Business Count Statistics

as at June 2023



Territory business size

16,107 businesses



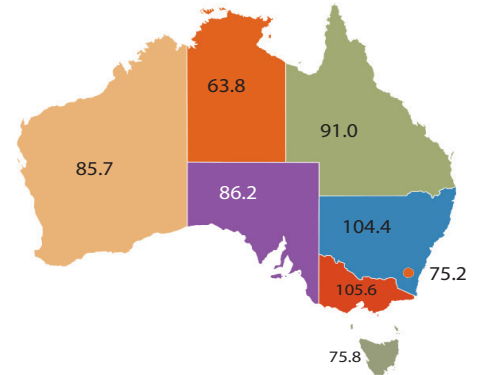
Nationally 97.3% are small businesses

Business growth

Territory
2.0%

Australia
0.8%

Businesses per 1000 persons



Small business

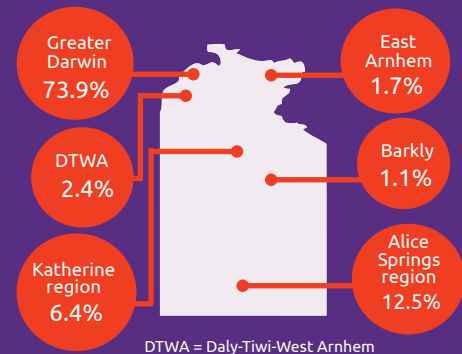
	Territory	Australia
Non-employed	60.6%	62.9%
Micro 1-4 employees	26.2%	27.9%
Other small 5-19 employees	13.2%	9.2%

Business entry and exit rates


	Territory	Australia
Entry rate pa	16.9%	15.8%
Exit rate pa	14.3%	15.0%
Survival rate*	64.7%	64.5%

* Businesses still operating in 2023 that were operating in 2019

Businesses by region



Businesses by industry



Business by turnover

	NT	Australia
>\$10m	1.9%	1.8%
\$5m - <\$10m	2.4%	1.7%
\$2m - <\$5m	6.0%	4.6%
\$200k - <\$2m	37.5%	34.6%
\$50k - <\$200k	31.0%	32.7%
\$0 - <\$50k	21.5%	24.7%

Employing businesses by industry

