

THE ECONOMIC CONTRIBUTION OF THE

# Waste Management & Secondary Resources Industry

to the Northern Territory Economy



Essential for community Essential for environment

## Introduction

The Northern Territory Government announced it is overhauling its outdated environmental legislative and regulatory system. In two stages it will develop a new Environmental Protection Act. In phase Two of those reforms the Government has committed to transforming the 'Waste Management and Pollution Control Act' into a fully functioning Environmental Protection Act. Reforms our industry has advocated for that are critical to achieving a robust new regulatory system to underpin industry confidence, its investment decisions and the sectors continued economic growth.

In support of that Government commitment the Association commissioned two important projects. Our first phase included publishing the PATHWAYS FOR CHANGE-Advocating thought leadership, innovation, economic development and job growth for the industry roadmap.

This important work provides the Northern Territory Government and all stakeholders with a clear insight of the opportunities that can be realised in transforming the industry's outdated policy, legislative and regulatory framework. Our roadmap sets a clear 'pathway's for change' framework advocating,

- A discussion on the Legislative, the Waste Hierarchy, Data management, Emerging new waste stream management and Regulation framework
- Social Enterprise Participation and Community Procurement
- Market Strategy and Development for product recovery and reuse
- Resource Recovery options
- Northern Territories Emergency Waste Challenges

It provides a structured way of achieving a more resilient and robust waste management and secondary resource industry. Each level is interlinked, designed to achieve and deliver outcomes. By Government collaborating with the industry; it will create jobs, it will protect the environment and it will increase landfill diversion. Importantly WRINT's vision will deliver the reforms government aspires to achieve relevant to waste management and resource recovery by; mitigating the risks of environmental pollution and harm to human health; making the best use of waste materials through the adoption of 'secondary-resource' thinking; recovering more effectively the waste produced by significant generators in emerging

industries and by; moving waste treatment and management opportunities up the waste hierarchy providing additional business and employment opportunities for all Territorians.

Our second phase of work supporting these reforms has been completed to determine the industry's economic footprint and our contribution in terms of value and jobs to the Territory. In the absence of any accurate baseline information WRINT commissioned with support by the NT Government research to quantify the current economic and jobs contribution the industry makes to the Territory.

The report provides for the first-time real baseline information reinforcing in economic terms the essential nature and pivotal drivers that underpin the sectors value.

The research provides the private sector of the industry's contribution, presenting key findings in terms of the industry's footprint and data that can be considered as part of developing a new waste management and resource recovery policy agenda. Further research will be required in retaining a dynamic understanding of the industry's performance and in particular of quantifying the demographic contribution particularly in remote communities' terms the sector delivers, importantly highlighting the critical interface between environmental and health protection in the community and more effective resource recovery and efficient waste management practices and the economics that support this.

The report provides a critical understanding to Government of the industry's current performance and when combined with industry's roadmap, will ensure that future legislation design and sub ordinate regulations reforms deliver the fundamental changes required to an outdated and largely unregulated environment.

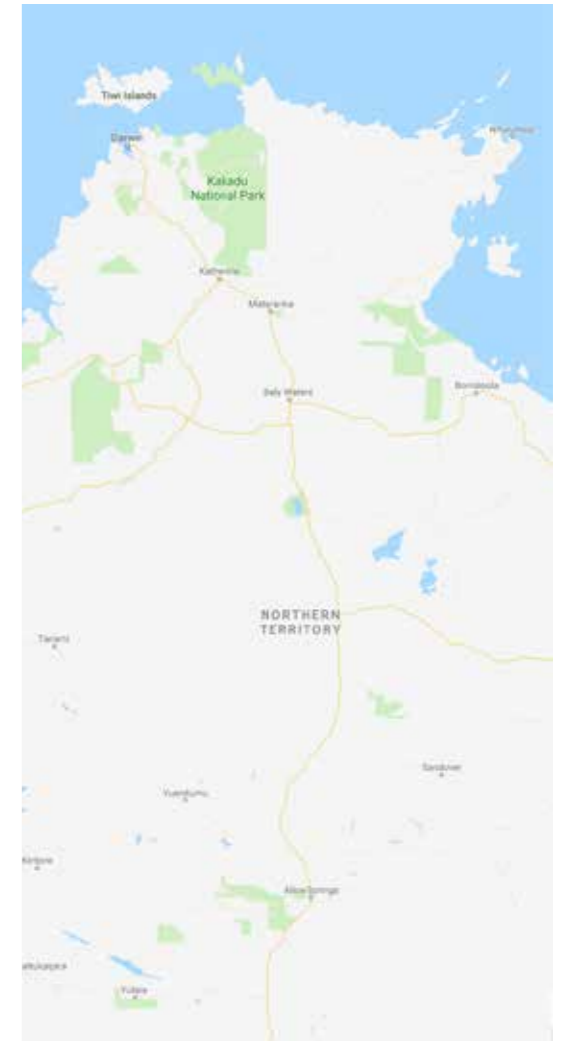
WRINT thanks the government for providing its assistance to the industry in completing this important study.



Rick Ralph CEO  
Waste Recycling Industry Association (NT) Inc

## 1

- 1.1 The Northern Territory's Waste Management and Secondary Resources Industry (The Industry), provides waste collection processing, recycling and disposal infrastructure and services to the community.
- 1.2 The Industry recovers valuable secondary resources generated during extraction and manufacturing processes and those later discarded by society, thereby driving a circular economy and directly contributing to the economic growth of the Territory.
- 1.3 Industry works across all areas including waste transport, processing, fuel manufacture and landfill management. They process all material streams including municipal, commercial, industrial, construction, hazardous and liquids. The Industry processed, recycled and disposed of more than 517,800 tonnes of resources from waste streams in 2017-18.
- 1.4 The recovery of secondary resources and efficient management of waste in the Northern Territory results in a variety of tangible environmental benefits including energy savings, avoidance of greenhouse gas emissions, water savings as well a reduction of emissions to air, water and land. In summary, the Industry is committed to:
  - Providing integrated, efficient and dependable services to all waste producers,
  - Extracting value from wastes generated where economically practical and viable, and
  - Assisting government and regulators to oversee delivery of policy initiatives.
- 1.5 However decision makers are largely unaware of the contribution that the Waste Management and Secondary Resources Industry makes to the Northern Territory economy due to an absence of accurate and timely estimates of its input. The scope of this report seeks to fill that void. QEAS due to their considerable industry knowledge was engaged by WRINT to highlight the importance of the Industry to the Northern Territory community in the jobs, investment and economic activity that it generates. Furthermore, the Industry is a contributor of tax and rate revenue to the three tiers of Government enabling the delivery of core and essential frontline services across Northern Territory.
- 1.6 A vibrant and competitive Waste Management and Secondary Resources Industry with a social license to operate is crucial to the prosperity and growth of our Territory – it creates employment opportunities, generates wealth and drives economic growth. This Report captures this vital contribution to the Northern Territory community.



# Executive Summary - Northern Territory's waste and secondary resources industry by numbers

The Northern Territory's Waste Management and Secondary Resources Industry provides infrastructure and services to the community in the collection, processing, recycling and disposal of waste. The Industry is an important contributor to the Northern Territory economy. Results of a macro-economic analysis of the Industry reveal the following.

## Key facts include:



28  
BUSINESSES

28 businesses operating



517,800  
TONNES

Collected, processed, recycled and disposed of 517,800 tonnes of waste



177,600  
TONNES

34.3% was recovered and diverted from landfill disposal.

## The Industry each year **directly**:



744  
JOBS

Provides 744 jobs (FTE 633) to Territory residents



\$46.1m  
PAID IN SALARIES

Wages and salaries to Territory residents



\$61,900  
AVG ANNUAL SALARY

Provides an average livelihood to each employee within the industry



\$152m  
COLLECTIVE  
TURNOVER



\$54m  
TO THE ECONOMY

\$54 million in industry value add towards the Territory's economy



\$36.6m  
INVESTMENTS

Land, buildings, plant and equipment, collection vehicles and collection bins



\$3.5m  
TAXES

Commonwealth and Territory taxes



\$161m  
MANAGED ASSETS

Manages \$161 million in assets including the operation of 120 collection vehicles



120  
COLLECTION  
VEHICLES

## The Industry **indirectly** contributes:

The Industry also indirectly contributes to the Territory through flow-on demand for goods and services through expenditure by waste management business on goods and services supplied by other businesses in the Territory and the expenditure of industry workers' income on goods and services supplied by other Territory businesses.



625  
JOBS

Provides a further 625 jobs



\$45m  
PAID IN SALARIES

Provides an additional \$45 million in wages and salaries



\$43m  
TO THE ECONOMY

To the Northern Territory economy through flow on demand for goods and services

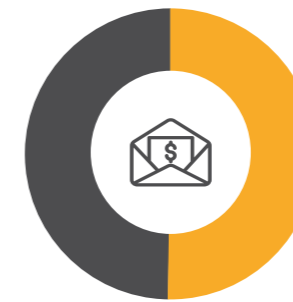
## IN TOTAL THE INDUSTRY EACH YEAR:

■ Direct  
■ Indirect



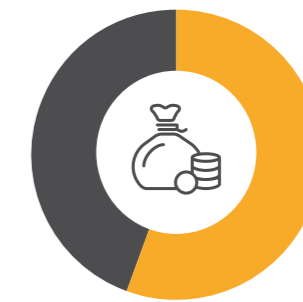
1,369  
JOBS TO NT  
RESIDENTS

Provides 1,369 jobs (FTE 1,165) to Territory residents (one in every 100 jobs)



\$91m  
PAID IN  
SALARIES

\$91 million in wages and salaries paid



\$97m  
TO THE STATE  
ECONOMY

Contributes \$97 million toward the Northern Territory's gross state product or 40 cents in every \$100 of the Territory economy



53  
BUSINESSES  
THROUGHOUT NT

Supports 53 businesses across the wide expanse of the Northern Territory

## 2 Methodology and Outputs

2.1 QEAS was commissioned by WRINT to determine the economic benefit to the Northern Territory economy based on data provided by its member companies. This Report provides a detailed summary of the level of economic contribution to the Northern Territory economy by the Waste Management and Secondary Resources Industry and the multiplier and flow-on effects that are generated by that contribution. The Report was developed in consultation with WRINT members and identifies a range of vital statistics that the Industry contributes to the Northern Territory economy and Government including:

- The contribution the Industry makes to Northern Territory Gross State Product in industry value add;
- The number of direct and indirect Northern Territory jobs created by the Industry;
- The value of Northern Territory wages and salaries paid by the Industry;
- Level of investment in buildings and plant and equipment made in Northern Territory by the Industry;
- The value of Commonwealth, Territory and Local Government taxes, rates and charges contributed by the Industry; and
- Total assets held by the Industry in Northern Territory.

2.2 The preparation of this Report was undertaken in several stages, as outlined below:

- The processes involved in waste management, and a series of definitions for the sector, were identified.
- Desktop research was undertaken to establish the degree of information currently available, for use as a benchmark for QEAS calculated results. A summary of key reference material is provided in Appendix One.
- Due to incomplete and dated industry data available, QEAS circulated an electronic Industry 'Census' questionnaire to WRINT members in June 2018 in order to obtain credible data on the economic contribution of the Waste sector to the Northern Territory economy in 2017-18. The survey aimed to collect data from WRINT's Territory-based organisations ranging from large multi-national

organisations through to small family-operated enterprises. QEAS consulted with WRINT regarding the survey to ensure questions would elicit clear and accurate information. Companies were predominately contacted by email with a link to a web-based survey. Survey responses were received from companies accounting for 35.2 per cent of all headline waste collected in Northern Territory. Accordingly QEAS has significant confidence in results provided in this Report

- Section Four provides estimates of the direct and flow-on contribution of the Waste Management and Secondary Resources Industry to the Northern Territory economy in terms of industry value add, employment, income (i.e. wages and salaries) and other indicators. Direct impacts, are the first round of effects from direct operational expenditure on goods and services by the Industry. The flow-on or indirect effects (i.e. the multiplier effects) are estimated in two parts: production-induced and consumption-induced effects. The production-induced effects arise from expenditure by Industry businesses / organisations on goods and services supplied by other firms in Northern Territory. The consumption-induced effects arise from expenditure of Industry workers' income on goods and services supplied by Northern Territory businesses.

2.3 The economic significance estimates in this report are produced using data from the:

- QEAS /WRINT census questionnaire with results calculated to remove the affect of double counting across the value chain;
- The National Waste Report 2016;
- Australian Bureau of Statistics data including ABS Catalogue 8155.0, 6202.0 and 5220.0;
- Indirect Waste Industry multiplier estimates for economic activity prepared by EconSearch; and
- Indirect employment multiplier prepared by Deloitte Access Economics.

All estimates are presented in nominal terms (i.e. current prices in the year received), unless otherwise stated.

## 3 Defining the Industry

3.1 For the purposes of this Report, waste is defined as any material collected by (or on behalf of) an organisation that has no further use or value to the previous owner in its current state and so has been discarded. Waste therefore includes items that may eventually be recycled and/or reused. In this report, the Waste Management and Secondary Resources Industry includes the recycling and recovery industries. The four key areas of activity in the Industry are:

- waste collection and transfer;
- sorting of waste;
- recycling (i.e. manufacture of new goods) and reuse; and
- the final disposal of waste that cannot be recycled or reused into landfill.

3.2 The Northern Territory Waste Management and Secondary Resources Industry is comprised of private firms and local government enterprises although WRINT notes that waste collection and transport are increasingly becoming outsourced from the public to the private sector. QEAS has used the Australian Bureau of Statistics' Australian and New Zealand Standard Industrial Classification (ANZSIC) Group 291 'Waste Collection Services' and 292 'Waste Treatment, Disposal and Remediation Services' to define the industry.

### 2911 SOLID WASTE COLLECTION SERVICES

Consists of units mainly engaged in the collection and haulage (except long distance) of domestic, commercial or industrial solid waste (except through sewerage systems). This class also includes units who provide portable toilets, bins and other receptacles for hire to clients as part of a waste collection service:

- Bin hiring and waste collection service
- Garbage collection service
- Hazardous waste, solid, collection service
- Industrial waste, solid, collection service
- Metal barrel/skip hiring and waste collection service
- Night soil collection service
- Portable toilet hiring and waste collection service
- Rubbish collection service
- Solid waste collection service
- Solid waste haulage service (local)
- Waste, solid, collection service

### 2921 WASTE TREATMENT AND DISPOSAL SERVICES

Consists of units mainly engaged in the treatment or disposal of solid, liquid and other waste types (including hazardous). Also, included are units mainly engaged in operating landfills, combustors, incinerators, compost dumps and other treatment facilities (except sewage treatment facilities), including waste transfer stations:

- Garbage disposal service
- Hazardous waste treatment or disposal service
- Operating landfills
- Operating other waste treatment facilities
- Rubbish dump or tip operation
- Sanitary disposal service
- Septic tank pumping or cleaning service (except repairs and maintenance)

### 2919 OTHER WASTE COLLECTION SERVICES

Consists of units mainly engaged in the collection and haulage (except long distance) of domestic, commercial or industrial liquid waste and other waste types (except through sewerage systems):

- Hazardous waste (except solid) collection service
- Industrial waste (except solid) collection service
- Liquid waste collection service
- Liquid waste haulage service (local)
- Oil collection service
- Septic tank waste collection service (except repairs and maintenance)
- Waste collection service n.e.c

### 2922 WASTE REMEDIATION AND MATERIALS RECOVERY SERVICES

Consists of units mainly engaged in the remediation and clean up of contaminated buildings and mine sites, mine reclamation activities, removal of hazardous material such as asbestos and lead paint and other toxic material abatement. This class also includes units mainly engaged in providing materials recovery and sorting services:

- Asbestos removal service
- Hazardous material removal
- Lead paint abatement service
- Materials recovery station operation
- Materials separating and sorting operation
- Mine reclamation
- Remediation service, environmental
- Toxic material abatement
- Waste remediation

# 4 Economic Significance Estimates

4.1 Aggregate survey responses are presented in this section with associated interpretation of the results. The survey data collected by QEAS aimed to provide an industry wide picture of Waste Management and Secondary Resources Industry activities and employment. The Industry overall is confirmed to be an important contributor to the Northern Territory economy. Results of a macro-economic analysis of the Industry reveal:

## 4.2 BUSINESS COUNT

According to the Australian Bureau of Statistics there are 28 private sector businesses operating in the Northern Territory Waste Management and Secondary Resources Industry. The majority of these businesses are classified as a small business employing less than 20 employees however there were three businesses employing significantly greater than 20 employees.

Industry sector	Number of businesses
Solid Waste Collection Services	14
Other Waste Collection Services	3
Waste Treatment and Disposal Services	6
Waste Remediation and Materials Recovery Services	5

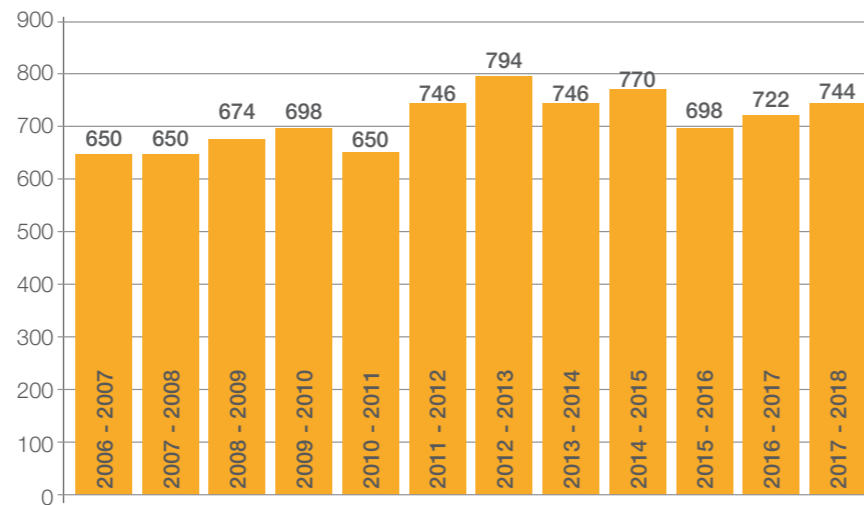
## 4.3 NUMBER OF EMPLOYEES

Survey participants were asked to provide their current number of employees. Based on survey results, the estimated direct jobs provided by the Waste Management and Secondary Resources Industry at present is 744 employees (FTE 633). On average each Northern Territory Industry employee handles a 696 tonnes of headline waste each year.

The above measure is consistent with analysis of ABS data estimating the number of employees in 'Waste collection, treatment and disposal services' in 2016-17 allowing for employment growth that has occurred in the Northern Territory labour market since then.

Industry employment covers a broad range of categories, WRINT estimates the most predominant being: truck and forklift drivers; recycling and rubbish collectors; earth moving plant operators; factory process workers; and general

NORTHERN TERRITORY WASTE INDUSTRY EMPLOYMENT



and production managers. In addition the Industry also provides an entry point in the workforce for many younger persons through apprenticeships that it offers.

The Waste Management and Secondary Resources Industry also indirectly contributes to employment in Northern Territory through flow-on demand for goods and services. QEAS has used an indirect employment multiplier calculated by Deloitte Access Economics from ABS Input-Output tables of 1.84 to estimate the indirect employment created by the Industry. QEAS estimates that a further 625 indirect jobs (FTE 532) are provided through flow on activity.

In total (both directly and indirectly), the Waste Management and Secondary Resources Industry is estimated to provide 1,369 jobs (FTE 1,165) to the Northern Territory. That is, the Waste and Secondary Resources Industry provides for one in every 100 jobs in Northern Territory.

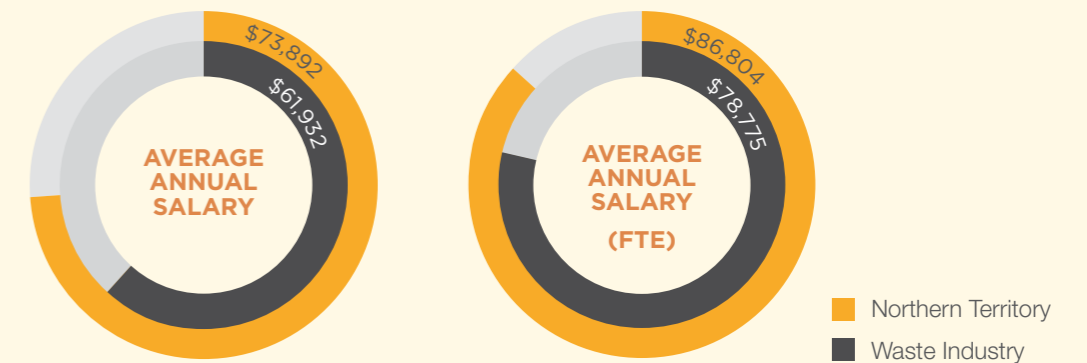
## 4.4 WAGES AND SALARIES

Survey participants were asked to provide the amount of wage and salaries paid to employees in the 2017-18 financial year. Based on responses the Waste Management and Secondary Resources Industry provides \$46.1 million in wage and salaries with an average salary to each employee of \$61,932.

On a full-time equivalent basis (FTE 37.5 hours) estimated annual salary is \$78,775. These contrast to Northern Territory average weekly earnings (annualised) of \$73,892 and average weekly ordinary time earnings (annualised FTE) of \$86,804.

In addition QEAS estimates that an additional \$4.38 million was paid by businesses operating in the Waste Management and Secondary Resources Industry towards employee Superannuation.

NORTHERN TERRITORY WASTE INDUSTRY EARNINGS (\$)

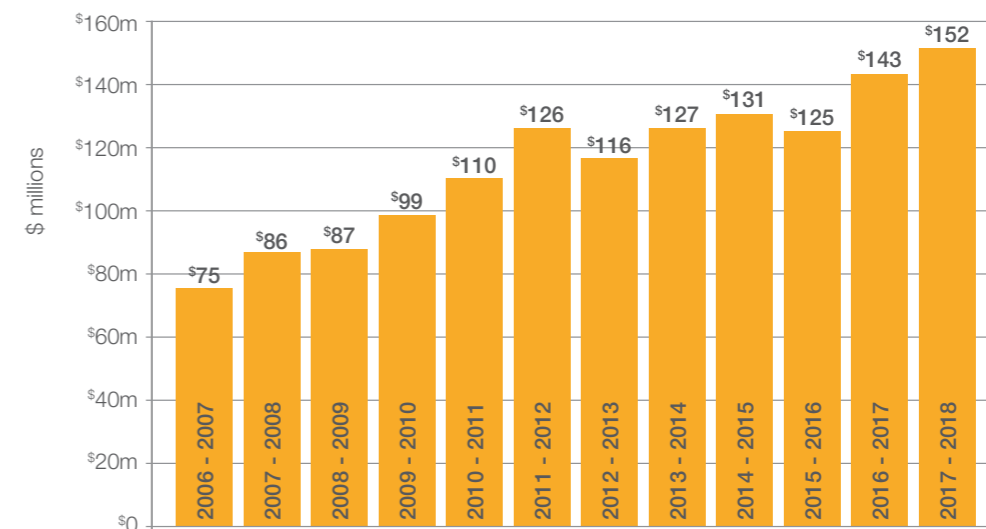


## 4.5 INDUSTRY TURNOVER

Survey participants were asked to provide their annual turnover for the last financial year. Based on responses the annual turnover of the Waste Management and Secondary Resources Industry in the Northern Territory is estimated at approximately \$152 million.

Expressed alternatively the Waste Management and Secondary Resources Industry turnover is estimated at around \$294 per tonne of headline waste. This estimate of industry turnover compares and is consistent with analysis of ABS data estimating 'Waste collection, treatment and disposal services' annual turnover.

NORTHERN TERRITORY WASTE INDUSTRY TURNOVER

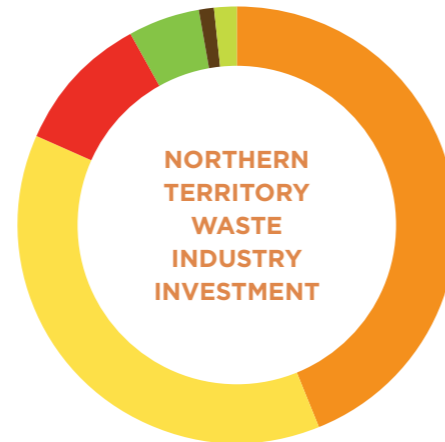


#### 4.6 CAPITAL EXPENDITURE, NUMBER OF VEHICLES AND ASSET BASE

Survey participants were asked to provide their level of capital expenditure for the last financial year. Based on responses the Waste Management and Secondary Resources Industry in the Northern Territory invested approximately \$36.6 million in land, buildings, plant and equipment, collection vehicles and collection bins.

The highest level of investment occurred in the area of resource recovery and recycling plant & equipment \$16 million, followed by collection vehicles \$13.8 million; collection bins \$3.8 million and buildings and land \$1.9 million. Other investment was valued at approximately \$1 million and captured waste management plant and equipment and other capital expenditure.

The Waste Management and Secondary Resources Industry in the Northern Territory is estimated to manage \$161 million worth of assets. Included among these are 120 collection vehicles.



- Resource recovery and recycling – plant & equipment **\$16,009,080**
- Collection vehicles **\$13,827,960**
- Collection bins **\$3,816,960**
- Building and land **\$1,922,121**
- Waste management – plant & equipment **\$610,600**
- Other **\$445,880**

#### 4.8 INDUSTRY VALUE ADDED

While gross income or turnover is an easy concept to understand, ‘value added’ is a better measure in the context of an industry’s contribution to the Territory’s economy. Value added for an industry is comprised of wages and salaries, gross operating surplus of business operating in the industry and indirect taxes (e.g. payroll tax). From the data, the direct value added attributable to the Northern Territory Waste Management and Secondary Resources Industry’s was estimated.

The Waste Management and Secondary Resources Industry’s direct value add (contribution to GSP) in the last financial year is estimated by QEAS at \$54 million. The estimate of industry value add compares with and is consistent with analysis of ABS data estimating ‘Waste collection, treatment and disposal services’ industry value add.

In addition to the direct contribution of the Northern

Territory economy, the Waste Management and Secondary Resources Industry is estimated to have contributed a further \$43 million in industry value add to Northern Territory’s GSP through flow-on demand for goods and services, including production induced and consumption induced effects.

The flow-on or indirect effects (i.e. the multiplier effects) are estimated in two parts: production-induced and consumption-induced effects. The production-induced effects arise from expenditure by waste management business / organisations on goods and services supplied by other firms in Northern Territory. The consumption-induced effects arise from expenditure of industry workers’ income on goods and services supplied by Northern Territory businesses.

#### 4.7 TAX CONTRIBUTION

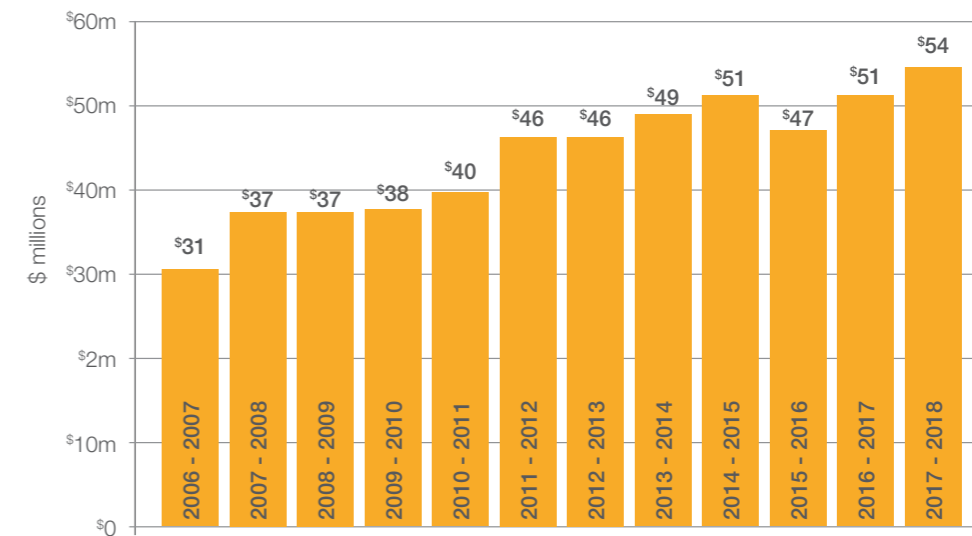
Survey participants were asked to provide the value of Commonwealth, and Territory Government taxes paid in the last financial year. Based on responses the Waste Management and Secondary Resources Industry in the Northern Territory contributed \$3.5 million in Commonwealth and Northern Territory Government taxes fees and charges.

\$2.3 million was contributed in Commonwealth taxes including company tax and fringe benefits tax, \$1.2 million was contributed in Territory taxes including payroll tax, land tax and duties

#### NORTHERN TERRITORY WASTE INDUSTRY TAXATION PAID

COMMONWEALTH TAXES	\$2,311,760
TERRITORY TAXES	\$1,238,865

#### NORTHERN TERRITORY WASTE INDUSTRY VALUE ADD



Combined (both directly and indirectly), the Waste Management and Secondary Resources Industry is estimated to contribute \$97 million in value add to Northern Territory’s Gross State Product in 2017-18 through direct and flow-on activity or 0.4 per cent of total GSP. That is the Waste Management and Secondary Resources Industry provides 40 cents in every \$100 dollars in the Northern Territory economy.

In addition, QEAS estimates that the Waste Management and Secondary Resources Industry supports a total of 53 private sector businesses across the wide expanse of the Northern Territory.

#### 4.9 INDUSTRY GROWTH

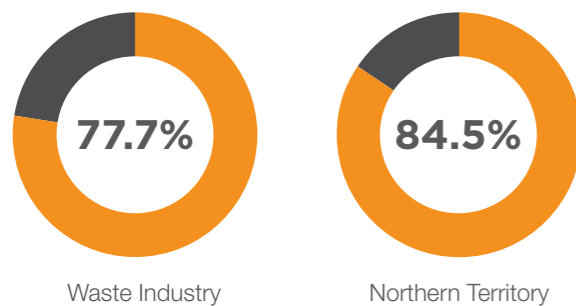
The Waste Management and Secondary Resources Industry has grown broadly in line with other major economic indicators for Northern Territory over the past decade.

The Industry's value add in current prices has grown by 77.7 per cent, broadly in line with Northern Territory gross state product (84.5 per cent) across the past eleven years.

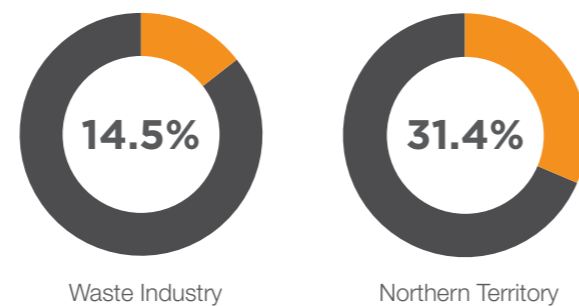
In respect to employment, the Waste Management and Secondary Resources Industry has grown by 14.5 per cent and compares to the Northern Territory's employment growth of 31.4 per cent across the same period.

The lower growth in employment is believed to reflect the Industry efforts to realise increased efficiencies from what has historically been a labour intensive industry.

**WASTE INDUSTRY AND NORTHERN TERRITORY  
ECONOMIC GROWTH 2006-07 TO 2017-18**



**WASTE INDUSTRY AND NORTHERN TERRITORY  
EMPLOYMENT GROWTH 2006-07 TO 2017-18**



## Definitions

**COLLECTION** The consolidation, loading, transport and delivery of waste and recyclable materials.

**EMPLOYMENT** Refers to the part-time and full-time employment positions generated by the economic contribution, both directly and indirectly through flow-on activity, and is additionally expressed in terms of full time equivalent (FTE 37.5 hours) positions.

**FLOW-ON IMPACTS** Comprise the second and subsequent round effects of increased purchases by suppliers in response to increased sales. Flow-on impacts are disaggregated to: Industry Support Effects (Type I), which represent the production induced support activity as a result of additional expenditure by the waste industry on goods and services, and subsequent round effects of increased purchases by suppliers. Household Consumption Effects (Type II), represent the consumption induced activity from additional household expenditure on goods and services resulting from additional wages and salaries being paid within the economy.

**INCOME** Measures the level of wages and salaries paid to employees of the industry under consideration and to other industries through flow-on activity.

**INDUSTRY VALUE ADDED** Industry value added (IVA) is the measure of the contribution by businesses in each industry to gross domestic product. IVA is an estimate of the difference between the market value of the output of an industry and the purchases of materials and expenses incurred in the production of that output.

**LANDFILL** A site for the disposal of waste materials which have been collected and cannot be recycled.

**MATERIAL TRANSFER** The physical movement of material within or between organisations, separate from any transport involved in the initial waste collection and sorting process.

**MATERIAL TRANSFORMATION** The process of transforming a material from a waste input into a different material/good that has economic value.

**OUTPUT** Refers to the gross value of goods and services transacted, including the costs of goods and services used in the development and provision of the final product. Output typically overstates the economic impacts as it counts all goods and services used in one stage of production as an input to later stages of production, hence counting their contribution more than once.

**RECYCLING** Processing and transforming used materials into new products to reduce the consumption of fresh raw materials and reduce the amount of substances going to landfill.

**REUSE** A form of recycling, where materials or products are used more than once without any transformation. The item can be used for the same function or a new function e.g. second hand clothing, building materials.

**WASTE INPUT** Any material collected by (or on behalf of) an organisation that has been discarded or is no longer valued by its previous owner. This includes items that may eventually be recycled and reused and may be referred to as headline waste.

**WASTE MANAGEMENT** Management of the collection, recovery, transport, recycling, processing and disposal of waste.

**WASTE SOURCES** Domestic and municipal - includes all household waste & waste collected in public places; commercial and industrial - includes the waste from all business and industry activities and public institutions; and construction & demolition - includes all waste from the building and construction industry.

## Appendix One: Sources

Australian Bureau of Statistics - Australian and New Zealand Standard Industrial Classification 2006  
Australian Bureau of Statistics 3101.0 - Australian Demographic Statistics  
Australian Bureau of Statistics (ABS) - Waste Account, Australia, Experimental Estimates (ABS 2013a).  
Australian Bureau of Statistics 5220.0 - Australian National Accounts: State Accounts, 2016-17  
Australian Bureau of Statistics - 6202.0 - Labour Force, Australia  
Australian Bureau of Statistics 6302.0 - Average Weekly Earnings, Australia  
Australian Bureau of Statistics Source: 8155.0 - Australian Industry, 2016-17  
Australian Bureau of Statistics 8165.0 - Counts of Australian Businesses, including Entries and Exits, Jun 2013 to Jun 2017  
Australian National Waste Report 2016 prepared for Department of the Environment and Energy  
Deloitte Access Economics Pty Limited - Employment in waste management and recycling  
Deloitte Access Economics Pty Limited – Economic effects of the South Australian solid waste levy  
Econsearch – Economic Aspects of the Zero Waste SA Strategy Review  
Northern Territory Environment Protection Authority Waste Management Strategy for the Northern Territory 2015–2022  
Northern Territory Environment Protection Authority Annual Report 2016-17  
QEAS - The True Cost of Employment <http://www.qeas.com.au/entries/general/the-true-cost-of-employment>  
WRINT Pathways for Change 2016

### REPORT AUTHOR

Nick Behrens  
*Director, QEAS*

### CONTACT DETAILS

Nick Behrens | Director  
Queensland Economic Advocacy Solutions  
PO Box 847, Bulimba QLD 4171  
Mobile 0448 034 355  
Email [nickbehrens@qeas.com.au](mailto:nickbehrens@qeas.com.au)  
[www.qeas.com.au](http://www.qeas.com.au)  
ABN 57028574915

**QEAS** Queensland Economic  
Advocacy Solutions

**DISCLAIMER** The Report was prepared by QEAS utilising an electronic Industry 'Census' questionnaire circulated to WRINT members in February 2018 collecting data from Northern Territory based waste and recycling companies ranging from large multi-national organisations through to small family-operated enterprises. While QEAS and WRINT endeavour to provide reliable analysis and believe the material presented in this report is accurate, neither will be liable for any party acting on such information.





**WRINT**  
Essential for community Essential for environment

Waste, Recycling Industry Association (NT)  
PO Box 1335 Oxley QLD 4075  
+61 429 984 187  
admin@wrint.com.au

**wrint.com.au**