



NT population

December quarter 2025

267,478

1.6%



Industry share of output

Top 5

2024-25



Mining
24.6%



Public Admin
10.3%



Health
8.7%



Construction
6.1%



Education
5.0%

Employment

May 2026



150,136

3.3%



NT businesses

Business count

(as at June 2025)

16,796

416

businesses



Unemployment rate

May 2026

4.5%

Participation

74.1%


1.2
ppt



Business turnover

March 2026

1.1%



Household spending

May 2026

\$913M

10.1%

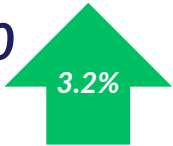


Average weekly full-time earnings

November 2025

\$2,050

3.2%



WPI growth

March 2026

2.3%

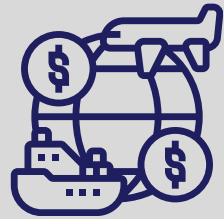


International trade (goods)

April 2026

Balance of trade (year to date value)

\$7.9B



Internet Job vacancies

May 2026

5.3%



International student enrolments

as at February 2026

3,998

13%

