



NT population

June 2024

255,100

0.8%



Industry share of output

Top 5

2023-24



Mining
29.6%



Public Admin
9.4%



Health
7.9%



Construction
5.7%



Education
4.5%

Employment

December 2024



138,293

0.1%



NT businesses


Business count

(as at June 2024)

16,369

264

businesses



Business confidence

DTBAR survey +55%

Quarterly change
(June 2024)

1.0

ppt



Unemployment rate

December 2024

4.4%

0 ppt



Participation

72.1%

0.9 ppt



Business turnover

September 2024

2.7%



Retail trade

December 2024

\$340M

4.2%



Average weekly full-time earnings

May 2024

\$1,957

3.4%



WPI growth

September 2024

3.0%

1.2 ppt



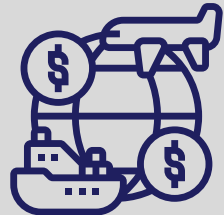
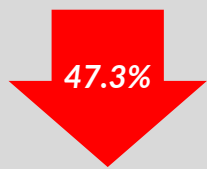
International trade (goods)

November 2024

Balance of trade (year ended value)

\$8.9B

47.3%



Internet Job vacancies

December 2024

6.5%



International student enrolments

as at September 2024

5,245

3.1%

