

Northern Territory business count 2014

- The Northern Territory (NT) had 14 238 actively trading businesses at June 2015, comprising 0.67% of total actively trading businesses in Australia.
- The highest number of operating businesses was in New South Wales. This was followed by Victoria, Queensland, Western Australia, South Australia, Tasmania, the Australian Capital Territory and the Northern Territory.

Business counts

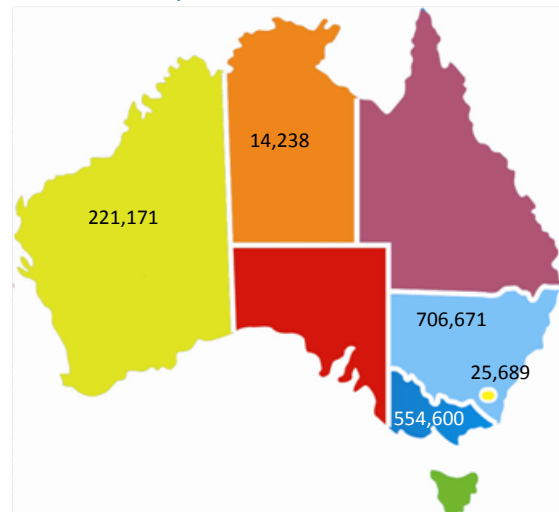
- There were 14 238 actively operating businesses in the NT at June 2015, an increase of 17 business (0.1%) compared with June 2014.
- In June 2015, the NT had 14 238 trading businesses, compared with 14 221 businesses in June 2014 and 14 203 businesses in June 2013.
- There were 2 121 235 actively operating businesses in Australia at June 2015, an increase of 21 073 (1.0%) businesses from June 2014.

Business entry, exit and survival

- In 2014-15, the entry rate for businesses in the NT was 13.5%, higher than the national average of 13.4%.
- The highest entry rate was in the ACT (14.4%) followed by New South Wales and Victoria (13.8% each respectively). Tasmania had the lowest entry rate of 10.2%.
- In 2014-15, the exit rate for NT was 13.4%, lower than the entry rate and resulting in an increase in the number of overall businesses. The NT had the second highest exit rate while Tasmania had the lowest (10.9%). Nationally, the exit rate was 12.4%.
- Of the 14 374 businesses operating in June 2011 in the NT, 86.1% were still operating in June 2012, 74.6% survived to June 2013, 66.0% were still operating in June 2014, and 59.6% survived to June 2015.
- Nationally, 61.9% of the businesses operating in June 2011 survived to June 2015.
- Of the businesses operating in June 2011, the highest survival rate in June 2015 was recorded in Tasmania (65.2%), followed by South Australia (65.0%). The lowest survival rate was in the ACT (59.0%).
- In 2011-12, the Territory had 2 172 business entries and of these 74.3% survived to June 2013, 57.0% survived to June 2014 and 47.9% survived to June 2015. Nationally, the survival rate in June 2015 of business entries in 2011-12 was 50.0%.

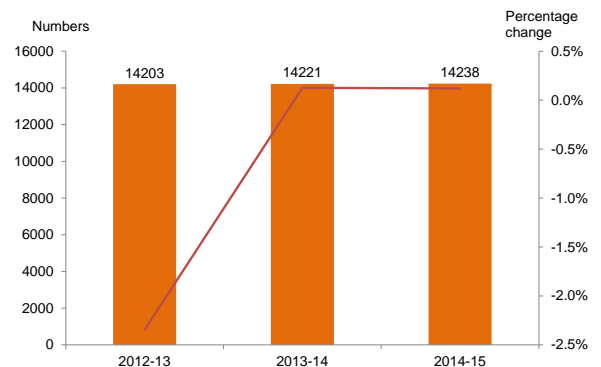
Business count (actively trading), June 2015

National count: 2,121,235
Currently not distributed: 1386



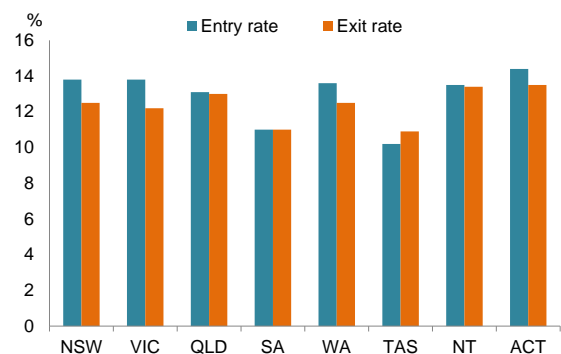
Source: ABS Cat. No. 8165.0

Number and growth of NT businesses



Source: ABS Cat. No. 8165.0

Business entry and exit rates, June 2015

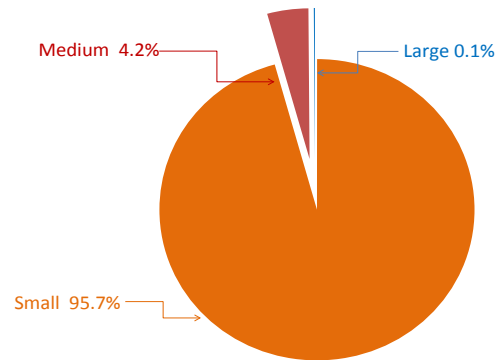


Source: ABS Cat. No. 8165.0

Business size

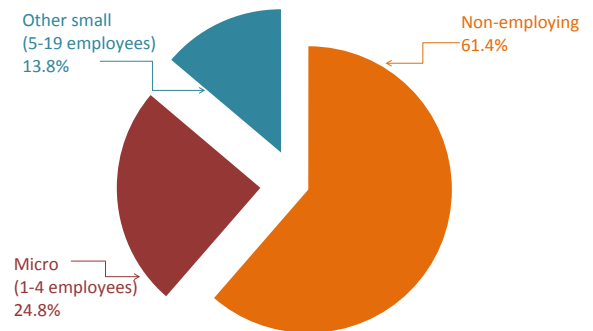
- Australian Bureau of Statistics (ABS) defines business size by level of employment as follows:
 - Small business : 0-19 employees
 - Medium business: 20-199 employees
 - Large business: 200+ employees
- The majority of actively trading businesses in the NT are small. In June 2015, 95.7% were small businesses, 4.2% were medium businesses and 0.1% were large businesses. Nationally, 97.4% of the businesses were small.
- Of the small businesses in the NT, 61.4% were non-employed businesses, 24.8% had 1-4 employees, and 13.8% had between 5-19 employees.
- The non-employed businesses as a percentage of total number of businesses in the NT accounted for 58.7%.

NT business size, June 2015



Source: ABS Cat. No. 8165.0

NT small business sub-categories

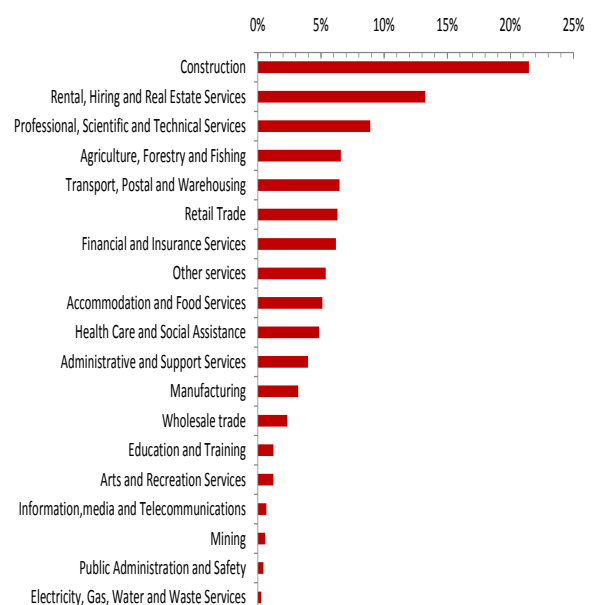


Source: ABS Cat. No. 8165.0

Business numbers - industry sector distribution

- In June 2015, the 'Construction' industry had the highest number of businesses operating in the NT with 21.5% of total businesses. This was followed by 'Rental, Hiring and Real Estate Services' (13.2%); 'Professional, Scientific and Technical Services' (8.9%); 'Agriculture Forestry and Fishing' (6.6%); 'Transport, Postal and Warehousing' (6.5%); and, 'Retail Trade' (6.3%).
- The majority of businesses in the NT are in the 'services sector' (all industries except 'Agriculture, Forestry and Fishing'; 'Mining' and 'Manufacturing'). In June 2015, the 'services sector' had 89.7% of all NT businesses.
- At the national level, 'Construction' industry had the highest number of businesses (16.3%) followed by 'Professional, Scientific and Technical Services' (12.0%) and 'Rental, Hiring and Real Estate Services' (11.0%).

NT business by industry, June 2015

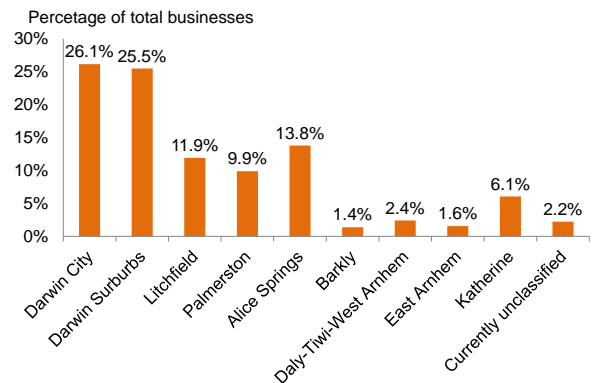


Source: ABS Cat. No. 8165.0

Regional distribution of business

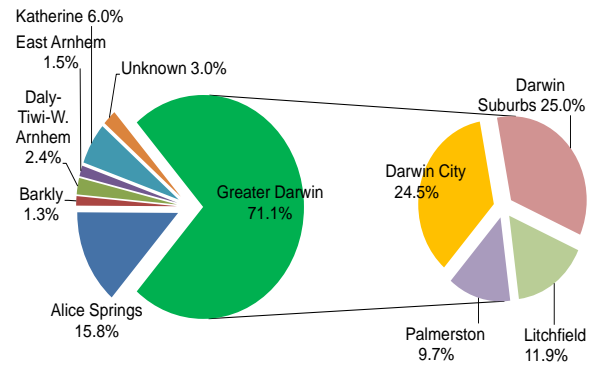
- The majority of the businesses in the Territory are located in the Greater Darwin region (Darwin City, Darwin Suburbs, Litchfield and Palmerston).
- In June 2015, 73.4% of all businesses in the NT were located in the Greater Darwin region. The Alice Springs region had the second most number of businesses (13.8%), the Katherine region had 6.1%, Daly-Tiwi-West Arnhem had 2.4%, East Arnhem had 1.6% and the Barkly region had 1.4%. Business locations of about 2.2% of the businesses were 'currently unknown'.

NT business count by region, June 2015



Source: ABS Cat. No. 8165.0

Business Location, June 2015

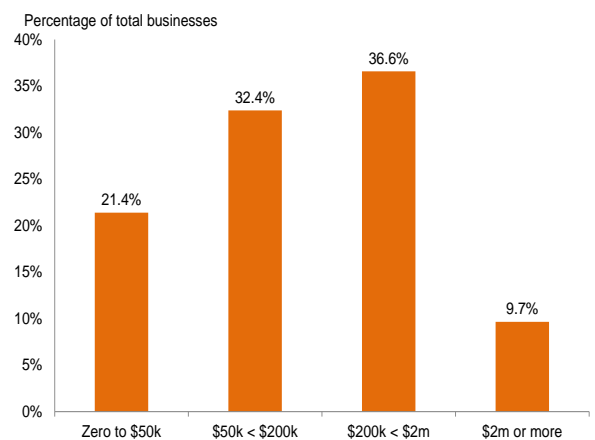


Source: ABS Cat. No. 8165.0

Annual business turnover

- At June 2015, the NT had 21.4% of businesses operating in the 'zero to <\$50k' turnover range. About 32.4% of the businesses were operating in the '\$50k to < \$200k' range, 36.6% in the '\$200k to <\$2m' range, and 9.7% were operating in '\$2m or more' range.
- More than half (53.8%) of the NT businesses have an annual turnover of less than \$200k.
- Nationally, around 25.5% of businesses were operating in the turnover range of 'zero to <\$50k' range, 34.5% in the '\$50k to <\$200k' turnover range, 33.4% in the '\$200k to <\$2m' turnover range and 6.6% in the '\$2m or more' turnover range.

NT business count by turnover, June 2015



Source: ABS Cat. No. 8165.0

Notes:

ABS business count is derived from Australian Bureau of Statistics Business Register (ABSBR) and is populated with information from the Australian Business Register (ABR). Most businesses in Australia are required to have an Australian Business Number (ABN) and register with ABR. Actively trading businesses with a turnover of at least of \$75,000 per annum and \$150 000 for non-profit organisations are required to have an ABN and remit GST. Businesses with <\$75,000 turnover can voluntary register for ABN and these voluntarily registered businesses are included in the business counts. See appendix 1 for details on the basis for counts of businesses. For further information please refer to ABS Catalogue number 8165.0.

The ABS definition of business exit is 'a business for which the ABN or GST role has been cancelled and/or which has ceased to remit GST for at least five consecutive quarters in respect of that ABN (or 3 consecutive years for annual remitters)'. It should be noted that a business exit event does not necessarily equate to a business 'failure'. There may be other reasons such as sale of business (owner retiring etc) or change in the business structure e.g. mergers and takeovers.

Data Source:

Australian Bureau of Statistics, Catalogue Number 8165.0

For Further Information:

Contact: Strategic Policy and Research

Department of Business

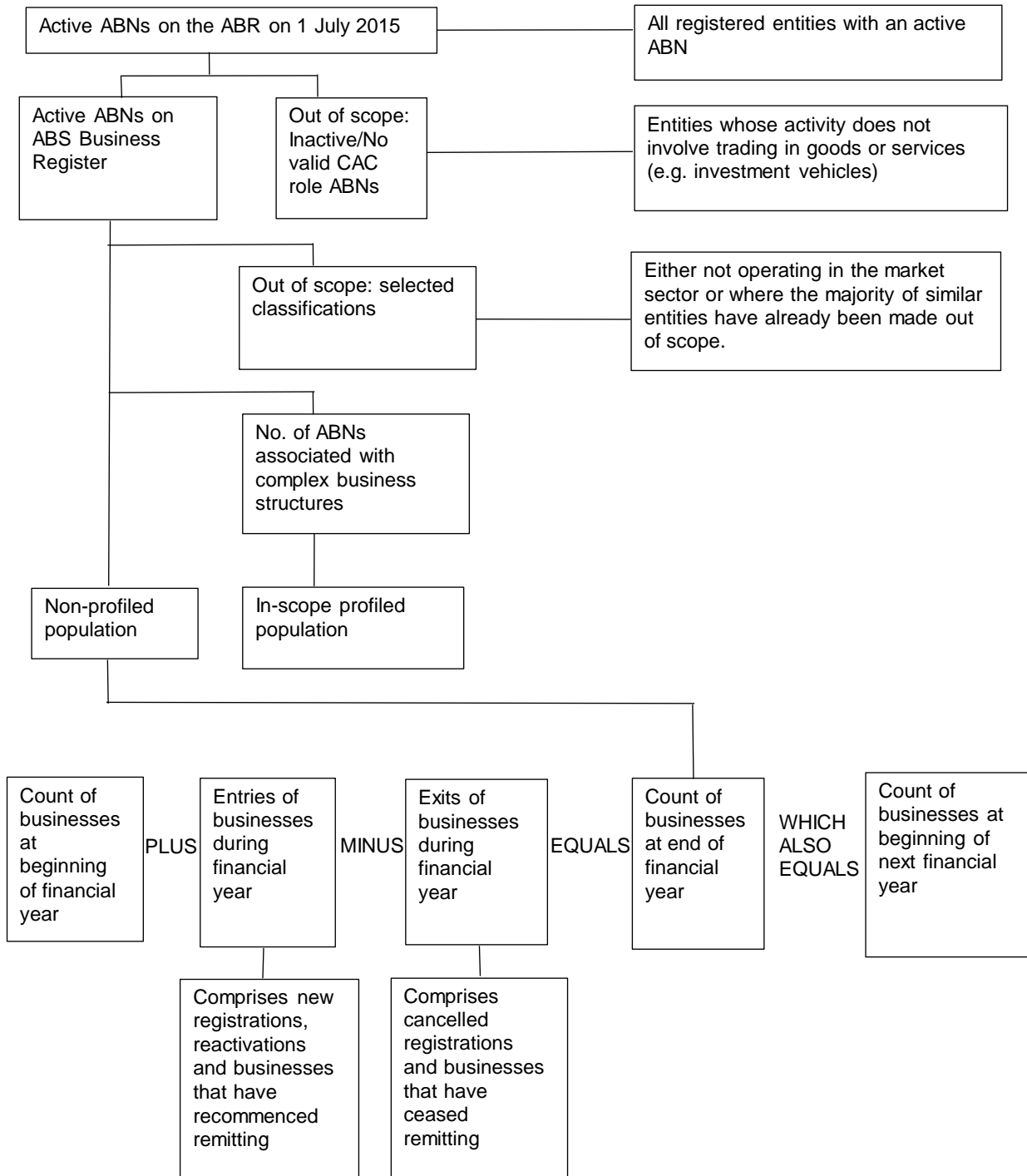
Phone: (08) 8999 5139

Information current as at: 15 March 2016

Disclaimer: The Northern Territory of Australia gives no warranty of assurance, and makes no representation as to the accuracy of any information or advice contained in this publication, or that it is suitable for your intended use. You should not rely upon information in this publication for the purpose of making any serious business or investment decisions without obtaining independent and/or professional advice in relation to your particular situation

Business Count NT

THE CONCEPTUAL AND PRACTICAL BASIS FOR COUNTS OF AUSTRALIAN BUSINESSES, INCLUDING ENTRIES AND EXITS
Reference Period June 2015



Source: ABS Cat. No. 8165.0